



Budget

\$1.5 M



Total Clients Served

996



Client Satisfaction Score

95%



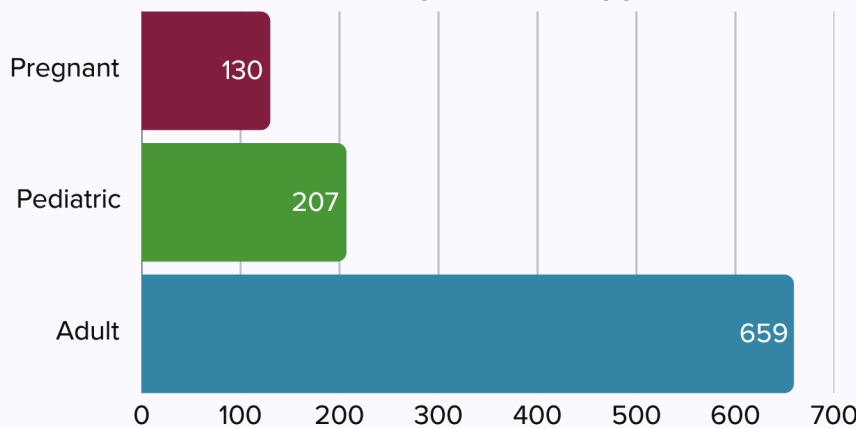
Pathway Completion Rate

70%



Equal to best practice

Served by Client Type



Community Health Worker Performance

Contacts **9,495**

Visits **2,811** ↑ 60%

Community Events **194**

Monthly Caseload Average **24 enrolled** ↑ Compared to 2023.

A Note from our Director

We are deeply grateful to our Community Health Workers (CHWs), who are the backbone of our mission. With unwavering dedication, they bridge gaps in care, build trust, and empower community members every day. Their deep connection to those they serve enables us to meet individuals where they are, with compassion, respect, and cultural understanding.

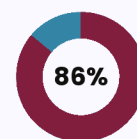
We also extend heartfelt thanks to our caring local philanthropy, whose generous support, combined with the tireless efforts of our CHWs, has been instrumental in advancing health equity and improving outcomes across all our programs.

~ Cindy Linger, Executive Director

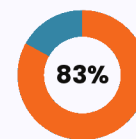
Pregnancy Highlights



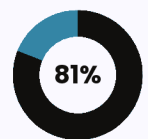
Clients educated on safe sleep



Clients given a Pack N Play*



Normal weight births



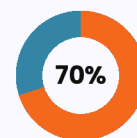
Full-term births

*86% pack and plays based on need

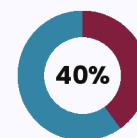
Adult Highlights



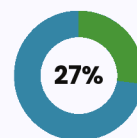
Average pathways completed per client



Adults with a chronic illness



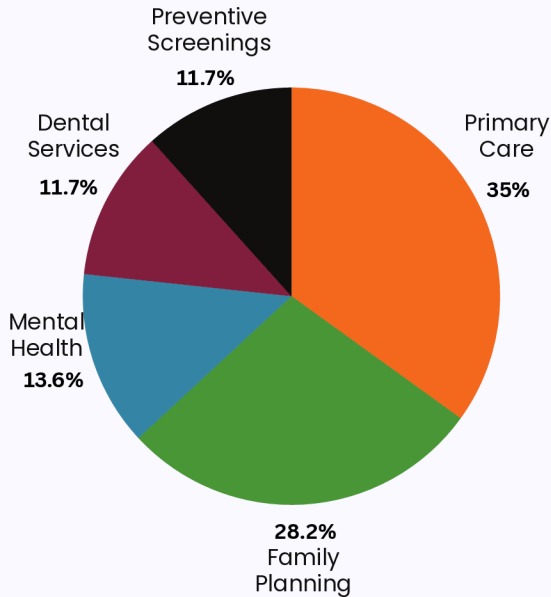
Adults with two or more illnesses



Connected to mental health

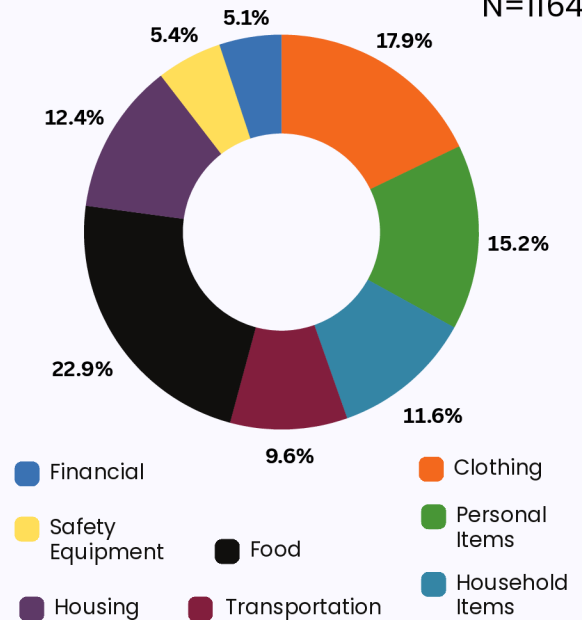
Top 5 Completed Medical Referrals

N=206



Top Completed Social Service Referrals

N=1164



Pediatric Insights

Access Health served 207 pediatric clients in 2024, 174 of whom were between 0 and 8 years old.

One in four children experiences or witnesses trauma, impacting their health and development. Adverse Childhood Experiences (ACEs) are connected to issues in brain development, immune function, and emotional regulation, leading to difficulties in social, emotional, and academic areas, and increasing long-term health risks. Adverse Childhood Experiences (ACEs) are connected to issues in brain development, immune function, and emotional regulation, leading to difficulties in social, emotional, and academic areas, and increasing long-term health risks.

To help mitigate these long-term health risks, Access Health addresses these challenges by using Ready Rosie, a research-based parenting curriculum for families with children aged 0-6, offering videos and insights to help parents nurture early literacy skills.

Our Role in the HUB Pathway Model

As a Community Health Worker (CHW) program, we support clients by documenting and delivering services through the Hub Pathways Model. In Stark County, this model is led by the Stark County Community Action Agency Hub, with our program serving as a designated Care Coordination Agency (CCA). The Hub Pathways Model offers a structured, coordinated approach that connects individuals to the services they need through defined "pathways."

CHWs work closely with clients to identify needs, set personal goals, and follow through with care. This approach enhances outcomes by tracking progress, reducing service duplication, and promoting whole-person, community-centered care.

THANK YOU TO OUR 2024 FUNDERS

